



臺灣學術倫理教育資源中心操作手冊

必修學生(Mandatory Students English Guide)

製作日期：2016年3月24日

本手冊適用將本課程列為必修、口試或畢業門檻之學校學生。

(若您使用電腦瀏覽，可直接點選下方目錄閱讀)

中文版操作手冊 Chinese Guide.....	1
1.登入網站.....	1
2.修課與測驗方式.....	3
3.其他問題.....	6
4.聯絡資訊.....	8
英文版操作手冊 English Guide.....	9

【教育部校園學術倫理教育與機制發展計畫辦公室製作】

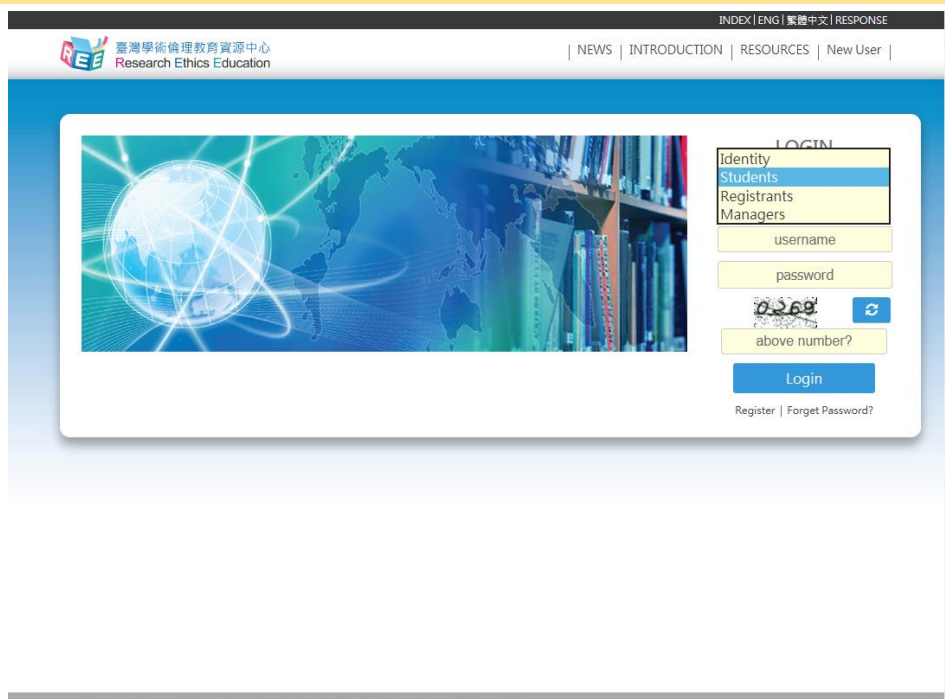
英文版操作手冊 English Guide

Step 1. Please select “ENG” to proceed to the English version website.

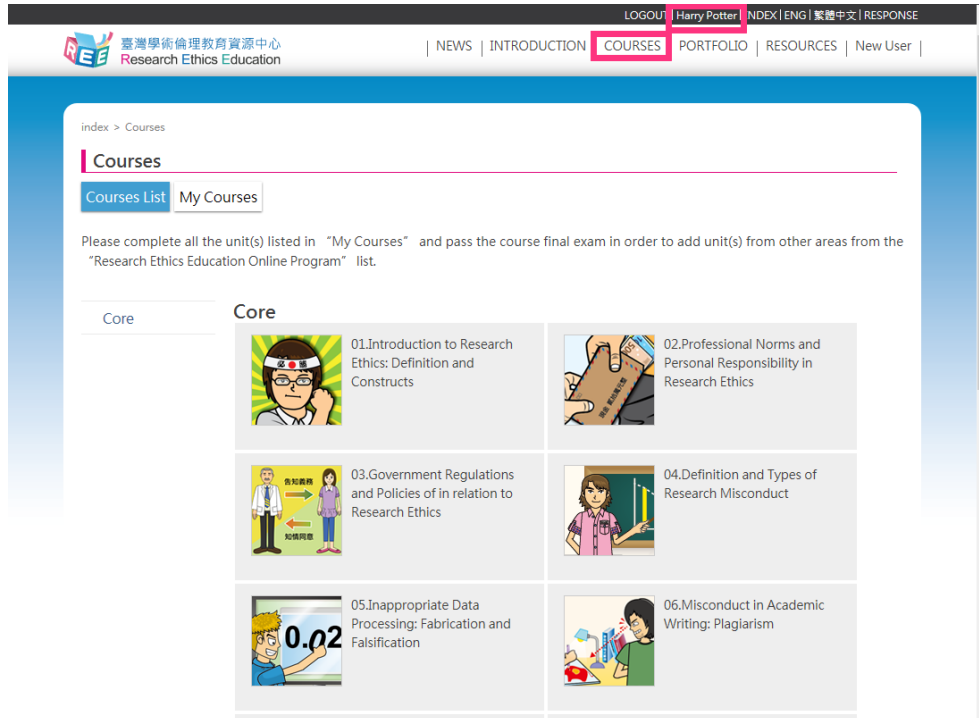
Please note: if your school lists the present curriculum as a mandatory course or requirement for oral exam or graduation, please log on to the website only after being notified by your school; do not register by yourself, so as to avoid compromising your rights.



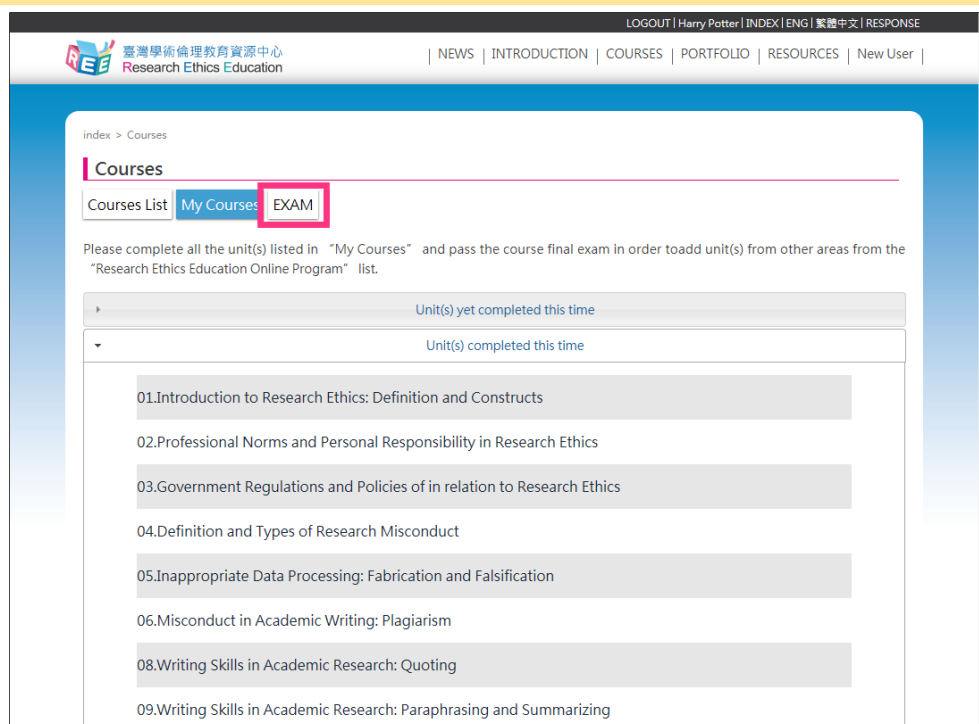
Step 2. After entering the Research Ethics Education website, sign in from the right side. Mandatory Students: Please select “Students”, your school and enter your student ID as account name. The default password is the last 5 digits of your student ID.



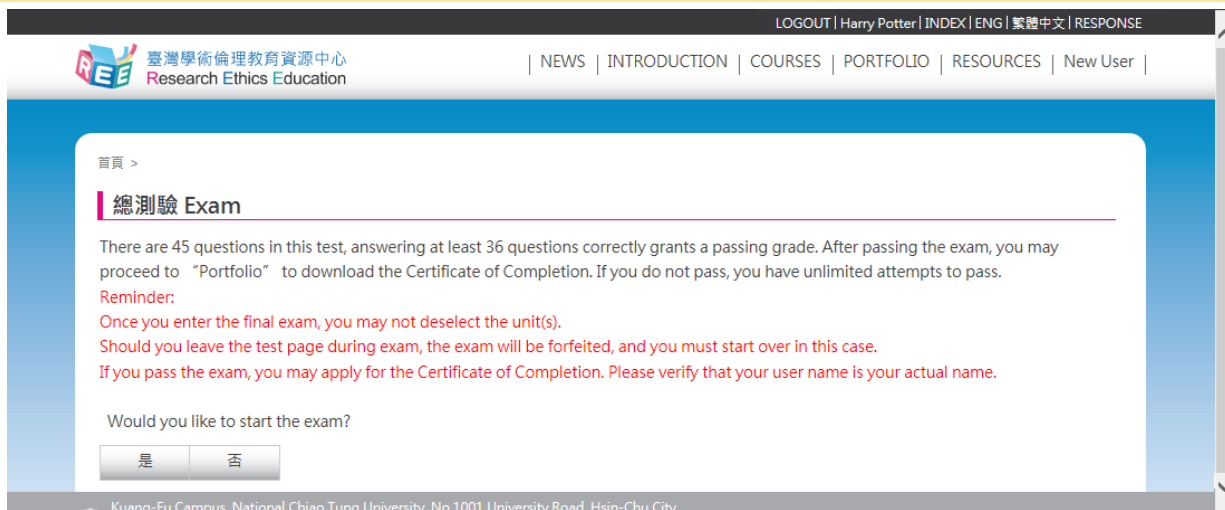
Step 3. After logging in, if you need to change your password or e-mail address, you may do so by selecting your name from the top of the page. If you wish to start classes, please select "Course" → " My Courses" , and you may browse through the Research Ethics Education Online Program.



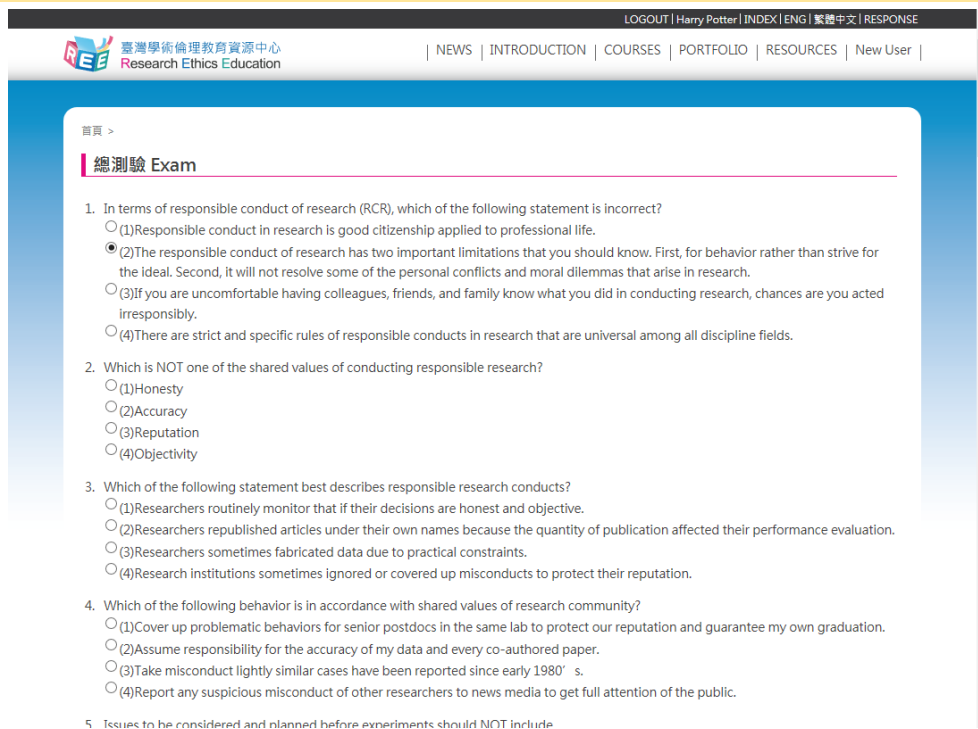
Step 4. After you have completed all core unit(s), you may proceed to the course final exam in "Course" . Please select "Exam" to proceed.



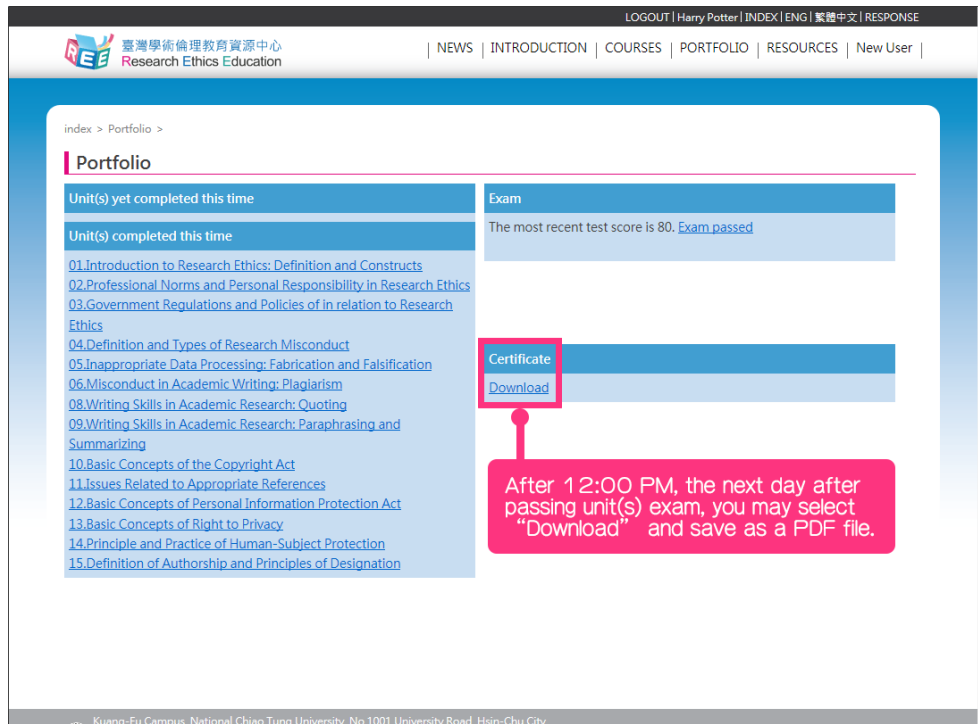
Step 5. Note: Should you leave the page while taking the exam, your answers will not be scored, and you must start over. **If you pass the exam, you may apply for the Certificate of Completion. Please verify that your user name is your actual name.**



Step 6. Course final exam is consisted of single choice test items with four choices. You have unlimited attempts before passing the exam. Upon completion of the final exam, information such as number of correct answers, percent correct, and etc. will be displayed.



Step 7. If you pass the course final exam, after 12:00 PM, the next day after passing unit(s) exam, "Download" for Certificate of Completion will appear in "Portfolio" . You may select it and save as a PDF file.



The screenshot shows the 'Portfolio' page of the Research Ethics Education system. At the top, there is a navigation bar with links for NEWS, INTRODUCTION, COURSES, PORTFOLIO, RESOURCES, and New User. The main content area is titled 'Portfolio' and contains two columns. The left column lists 15 units completed, with the first two units highlighted in blue. The right column shows an 'Exam' section with a score of 80 and a 'Certificate' section with a 'Download' button. A red callout box points to the 'Download' button with the text: 'After 12:00 PM, the next day after passing unit(s) exam, you may select "Download" and save as a PDF file.'